



BÉBÉCAR[®]

2021 | 22



Transporting babies around the world.

Bébécar create beautiful pushchairs that are engineered to extremely high specifications, offering the perfect combination of sleek design and flawless performance.

Each model is equipped with thoughtful features to make sure every journey is safe, comfortable, easy and enjoyable.

Our extensive choice of chassis finishes and exclusive fabrics allow you to choose the look and feel you want for your pushchair, from modern monochrome to vintage elegance and everything in between. Matching bags and accessories are also available to complete the look.

Bébécar pushchairs are made in Europe and are offered with a two year guarantee against manufacturing defect.

Index

04	Parkour Cross	52	Pack V-Cross / LF
14	Via+	58	Pack Ip-Op classic XL / LF
20	Stylo Class+	64	Pack Stylo XL / LF
28	Spot Compact pushchair	68	carrycots and seat units
34	Dupla tandem / pushchair	74	in-car safety
38	Pack Prow / LF	88	accessories
46	V-Pack / LF		



BÉBÉCAR reserves the right to alter any specification on products featured in this catalogue.
All sizes given are approximate for use as a guide only. All rights reserved.



The **Parkour Cross** pram includes:

- chassis
- large ultra light carrycot with hood
- reversible seat with hood
- raincover

For a complete travel system, the optional Easymaxi **LF** infant car seat is available in matching fabrics.

The carrycot supplied with the Parkour Cross pram cannot be used in the car.



Optional **Cloud Grey** Carré bag.



At only **50 cm** wide, the Parkour Cross is easy to manoeuvre in compact spaces.



The **PLW Sport** carrycot has a side pocket to store the mobile or small objects.

Cloud Grey (R163)

Matt black chassis. Available with chrome - black.



Reversible pushchair seat with extendable hood included. Basket included.



Optional Easymaxi **LF** infant car seat.
Easy fitting onto the chassis and into the car.



Carrycot with extendable hood and integrated carry handle.

Ultra Light

Parkour Cross pram shown in **Cloud Grey** (R163)
with chrome - black chassis.



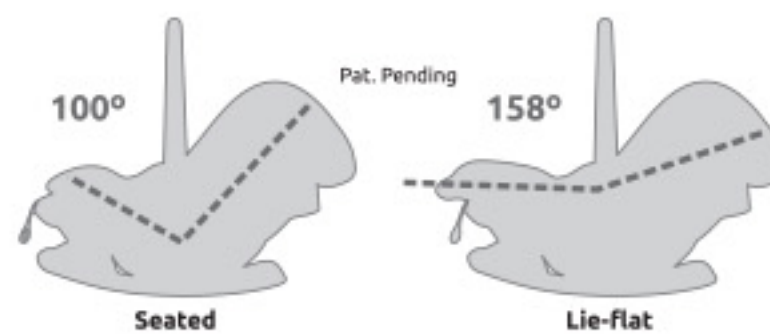
watch video





easymaxi optional available in all fabrics

The optional Easymaxi **LF** car seat has a clever system that allows the **seat backrest to be reclined to the lie-flat position** as seen in the diagram.



Optional Easymaxi **LF** infant car seat.
Shown in **Cloud Grey**.

The hood and carrycot base feature mesh windows for improved ventilation.
Shown in **Cloud Grey**.



The chassis can be folded with the pushchair seat still attached.



The **PLW Sport** carrycot hood is extendable and made in **UPF50+** fabric to offer excellent sun protection.
Shown in **Cloud Grey** with chrome - black chassis.



Pearl Grey (R160)
Matt black chassis.



Sand Grey (R161)
Matt black chassis.



Sky Blue (R162)
Chrome - black chassis.



Ash Grey (R164)
Anodized - black chassis. Available with matt black chassis.



Rose Black (SP056)
Fumé rose - black chassis.



Pink Opal (SP057)
Fumé rose - black chassis.



Pebble (SP051)
Chrome - topogrey chassis.

Detail of the **Pebble**
reversible seat with
the extendable hood
included.



UPF 50+
Ultraviolet Protection Factor

Parkour Cross pram shown in **Rose Black** (SP056)
with fumé rose - black chassis.





Ultra Light

Latté (SP053)
Fumé - grey chassis.



Optional set of 'City' wheels.



The pushchair seat is supplied with an extendable hood made in **UPF50+** fabric for excellent sun protection.



Parkour pushchair shown with the optional set of 'City' wheels.



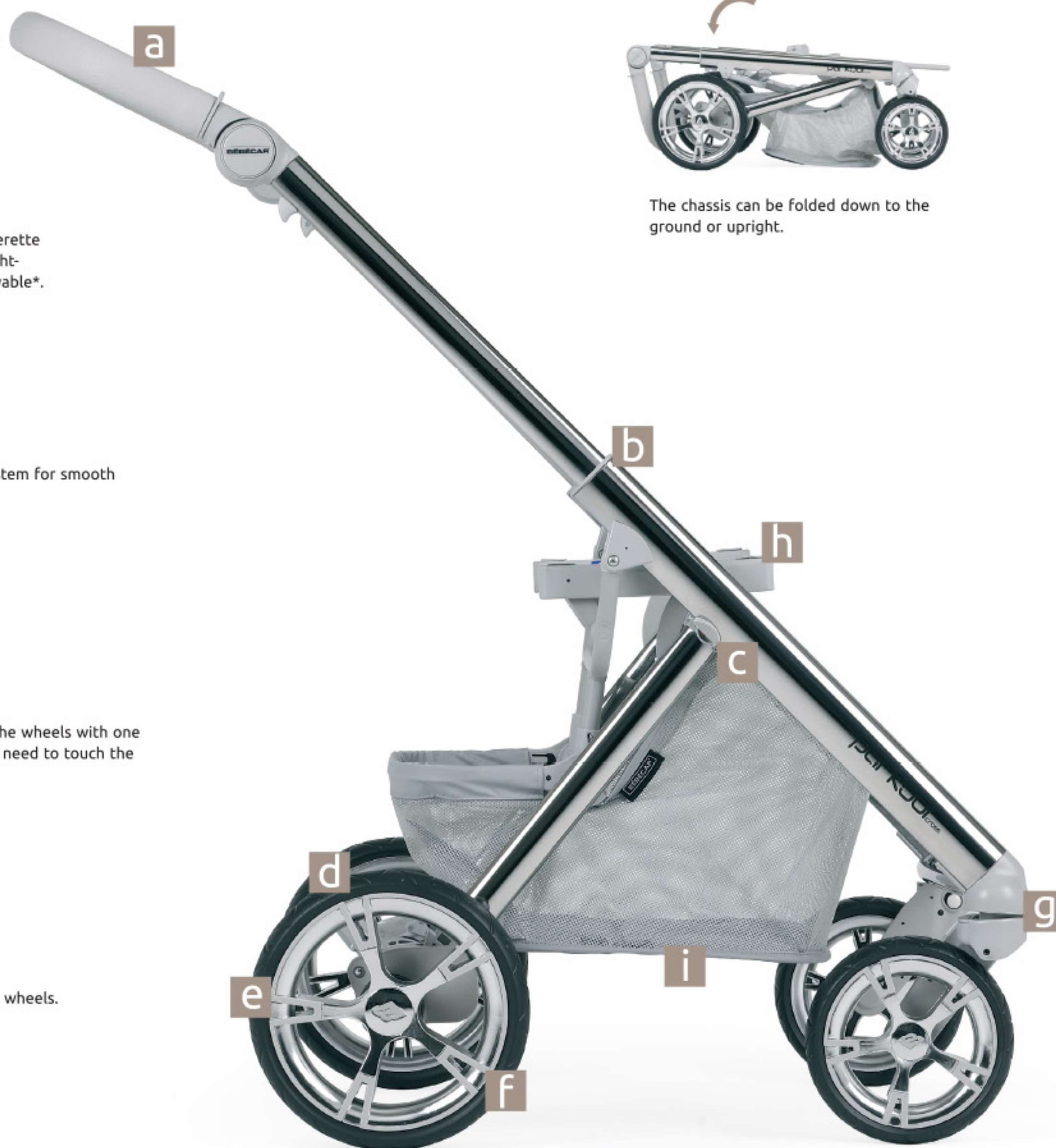
Reversible pushchair seat with extra hood included.
Basket included.

Optional Easymaxi **LF** infant car seat shown in **Latté**.





Parkour Cross pram shown in **Latté** (SP053) with fumé - grey chassis.



a

The ergonomic leatherette coated handle is height-adjustable and removable*.

b

Telescopic folding system for smooth opening and folding.

c

Swivel or straighten the wheels with one touch of a button, no need to touch the wheels.

d

Linked brakes on rear wheels.

e

Rear wheels with ball bearings and suspension, for a smooth ride.

f

Front and rear wheels are easy to attach and detach, for more compact folding.

g

Front wheels with swivelling arms and ball bearings for greater manoeuvrability.

The chassis can be folded down to the ground or upright.




Optional set of 'City' wheels.

h

Fit the carrycot, pushchair seat or car seat easily, without adaptors.

i

Large shopping basket.



Compact

This chassis can be folded with the pushchair seat still attached, placing the seat unit upside-down on the folded chassis will make it truly compact which is perfect for storage or transporting in the car.



Adaptable

The leatherette coated handle is height adjustable and also removable, making the chassis more suitable for compact storage.



Secure

The Easylock system attaches the carrycot, pushchair seat or car seat to the chassis with two anchor points for easy, simple fitting. Once fitted, there are four support points, for maximum stability and a comfortable ride.

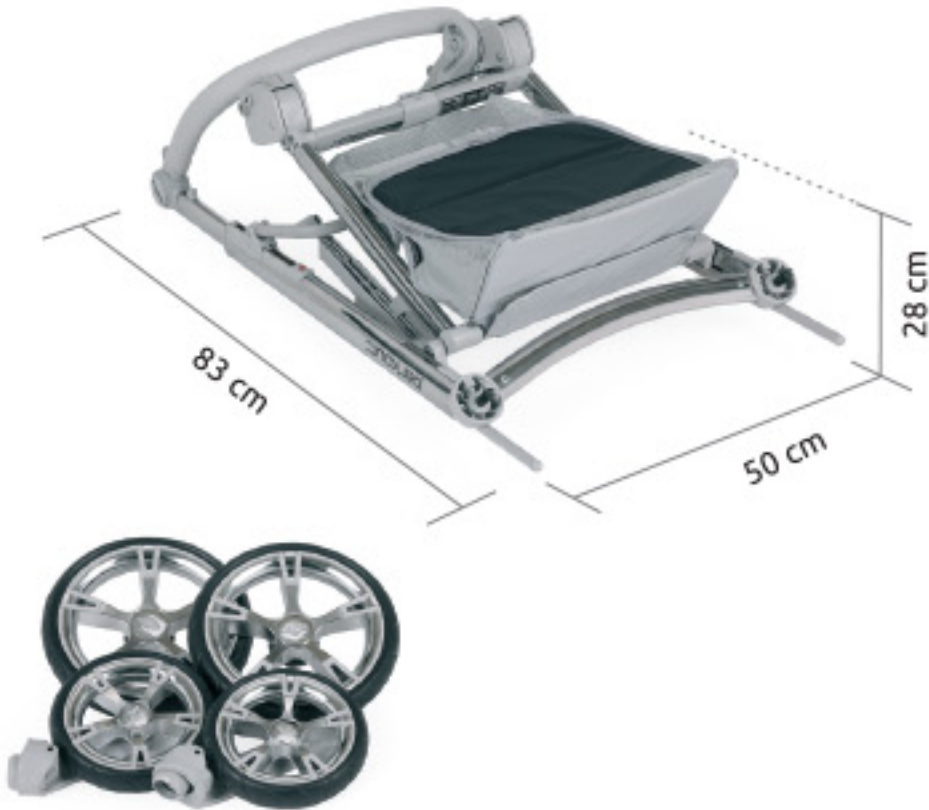


Narrow

At only 50 cm wide, the Parkour Cross is easy to manoeuvre in compact spaces.

Dimensions		
(cm)	Opened	Folded
Width	50	50
Height	103	83
Depth	90	33

Approx. weight with basket: 7.9 kg



All wheels are easily removable.

The **Via+** pram includes:

- chassis
- large carrycot with hood
- reversible seat with hood
- raincover

For a complete travel system, an optional **Easymaxi LF** infant car seat is available in matching fabrics.

The carrycot is approved to R44/04 to be used in the car with the optional safety kit.



Optional **Lava Grey** Carré bag.



Ultra-compact folding seat.



The chassis can be folded with the pushchair seat still attached.

Lava Grey (SP033)
Chrome - grey chassis.



Optional **Easymaxi LF** group 0+ infant car seat.



The **Via+** pushchair seat is reversible and can lie flat.

Via+ pram shown in **Lava Grey** (SP033).





Soft Pink (SP954)
Chrome - topogrey chassis.



Dusk Grey (SP952)
Chrome - topogrey chassis.



Vanilla (SP951)
Chrome - topogrey chassis.



Reversible pushchair seat with extendable hood included.
Shown in **Vanilla** (SP951)



Via+ pram shown in **Duck Egg** (SP953) with chrome - topogrey chassis.



a

The ergonomic leatherette coated handle is height-adjustable and removable*.

b

Telescopic folding system for smooth opening and folding.

c

Swivel or straighten the wheels with one touch of a button, no need to touch the wheels.

d

Linked brakes on rear wheels.

e

Rear wheels with ball bearings and adjustable suspension, for a smooth ride.

f

Front and rear wheels are easy to attach and detach, for more compact folding.

g

Front wheels with swivelling mono-arms with suspension and ball bearings, for greater comfort and manoeuvrability.




h

Large shopping basket.

i

Fit the carrycot, pushchair seat or car seat easily, without adaptors.



Compact

This chassis can be folded with the pushchair seat still attached, placing the seat unit upside-down on the folded chassis will make it truly compact which is perfect for storage or transporting in the car.



Adaptable

The leatherette coated handle is height adjustable and also removable, making the chassis more suitable for compact storage.



Secure

The Easylock system attaches the carrycot, pushchair seat or car seat to the chassis with two anchor points for easy, simple fitting. Once fitted, there are four support points, for maximum stability and a comfortable ride.




Comfortable

Two position adjustable rear suspension for a smooth ride as your baby grows. The softer position is used when baby is smaller and lighter, then adjusted as baby grows and becomes heavier to maintain a comfortable ride.

Dimensions

(cm)	Opened	Folded
Width	60	60
Height	97	83
Depth	98	30

Approx. weight with basket: 8.8 kg



All wheels are easily removable.

The **Stylo Class+** pram includes:

- chassis
- large carrycot with hood
- reversible seat with hood
- raincover

For a complete travel system, an optional **Easymaxi LF** infant car seat is available in matching fabrics.

The carrycot is approved to R44/04 to be used in the car with the optional safety kit.



Optional **Soft Pink** Carré bag.



Folding pushchair seat.



Leatherette detail.

Soft Pink (SP954)
Chrome - topogrey chassis.



Optional **Easymaxi LF** infant car seat shown in **Soft Pink** with chrome - topogrey chassis.
Easy fitting onto the chassis and into the car.



Reversible pushchair seat with extendable hood included.
Basket included.



Stylo Class+ pram shown in **Soft Pink** (SP954).

Specials
collection



Dusk Grey (SP952)
Chrome - topogrey chassis.



Duck Egg (SP953)
Chrome - topogrey chassis.



Vanilla (SP951)
Chrome - topogrey chassis.



Lava Grey (SP033)
Chrome - grey chassis.



Stylo Class+ pram shown in **Dusk Grey** (SP952).

Specials
collection



Iced Mocha (SP958)
Chrome - topo chassis.

There are 3 additional sets of wheels available separately, to change the look and feel of your Stylo Class+. The additional wheels fit all fabric options on the Stylo Class+.



Black spoked wheels.



White spoked wheels
in a smaller size.



Modern black City wheels.

Classic
collection

Detail of the optional
Oxford Blue
Easymaxi **LF**
infant car seat
with reclinable
backrest.



Oxford Blue (S364)
Chrome - navy chassis.



Stylo Class+ pram shown in **Iced Mocha** (SP958) with chrome - topo chassis.



a
The ergonomic leatherette coated handle is height-adjustable in multi-positions. Incorporates one handed folding mechanism.

b
Folding system with double security lock.

c
Four point sprung suspension system for a very smooth ride.

d
Linked brakes on rear wheels.

e
The four detachable wheels contain ball bearings for a smoother ride.

f
Steerable front wheels for a smooth ride and greater manoeuvrability.

g
Fit the carrycot, pushchair seat or car seat easily, without adaptors.

h
Large shopping basket.



Smooth

The chassis features a sprung suspension system, for a light comfortable ride wherever you are walking.



Comfortable

The ergonomic leatherette coated handle is height adjustable. It also makes the chassis more suitable for compact storage.



Secure

The Easylock system attaches the carrycot, pushchair seat or car seat to the chassis with two anchor points for easy, simple fitting. Once fitted, there are four support points, for maximum stability and a comfortable ride.




Manoeuvrable

The chassis has front steering wheels that make it much easier to manoeuvre when pushing the pram. These wheels can also be locked using a foot pedal at the rear of the pram.

Dimensions

(cm)	Opened	Folded
Width	59	59
Height	104	46
Depth	108	87

Approx. weight with basket: 11.0 kg



All wheels are easily removable.

The **Spot Compact** is a lightweight, umbrella folding pushchair, suitable from birth to 22 kg (approval EN1888-2:2018). Additional quality controls have been performed for use up to 30 kg.

The closed handle allows the pushchair to be manoeuvred with just one hand.



99 cm

Compact umbrella-fold even with the hood and the bumper bar attached.



The ergonomic closed handle makes the pushchair easier to steer with one hand. It can be folded down for more compact folding and to facilitate the entry into confined spaces.



The pushchair is approved to be used from birth with the backrest in the **lie-flat sleeping position**. The hood is extendable, height-adjustable and made in **UPF50+** fabric to offer excellent sun protection.

UPF 50+
Ultraviolet Protection Factor



Pink (A919)
Chrome - topogrey chassis.



Beige (A114)
Fumé - black chassis.



Blue (A113)
Chrome - black chassis.



Spot Compact pushchair shown in **Pink** (A919)
with chrome - topogrey chassis.



The hood features a mesh window so you can see your baby.



Pocket on the back of the hood to store small items.



The rear of the hood can be rolled up to improve ventilation on warmer days.



New footrest that offers greater comfort to the child when older.



Black (A011)
Fumé rose - black chassis.



Grey (A111)
Chrome - topogrey chassis.





Spot Compact pushchair shown in **Black** (A011)
with fumé rose - black chassis.

a



Ergonomic closed handle for greater rigidity and control when pushing.

b

Primary security lock on both sides of the structure to prevent the chassis from folding accidentally.

c

Automatic locking mechanism holds the chassis closed, to help you carry it.

d

Linked brakes on rear wheels.

e

Front and rear wheels are easy to attach and detach, for more compact folding.

f

Rear wheels with ball bearings for a smooth ride.



i

The extra padded seat is **suitable from birth to 22 kg** (approval EN1888-2:2018). **Additional quality controls have been performed for use up to 30 kg.**

It features an adjustable backrest with lie-flat position safety lock, to prevent the backrest being raised while your newborn is lying down.

j

Patented folding mechanism prevents the risk of little fingers getting trapped.

k

Swivel or straighten the wheels with one touch of a button, no need to touch the wheels.

l

Two position adjustable footrest.

m

Large shopping basket.

g

Front wheels with swivelling arms and ball bearings for greater manoeuvrability.

h

Removable rigid bumper bar. It features a patented locking system that automatically moves to the correct position once the pushchair is opened.



Adaptable

Ergonomic closed handle for extra rigidity, making the pushchair easier to steer with one hand. It folds to a tiny compact size to fit confined spaces.



Safe

Fast to fold, the Spot Compact features a primary safety lock on both sides of the chassis, that must be released at the same time as the secondary foot-operated lock, before folding the chassis. To open the pushchair, simply press down on the secondary lock with your foot and the rest of the locks will automatically engage.



Secure

The soft padded chest and buckle pads ensure the baby is snug and secure when the harness is tightened. 5-point attachment harness for maximum safety.




Comfortable

Two position adjustable rear suspension for a smooth ride as your baby grows. The softer position is used when baby is smaller, then adjusted as baby grows to maintain a comfortable ride.

Dimensions

(cm)	Opened	Folded
Width	52	32
Height	103	38
Depth	74	99

Approx. weight with basket: 10.5 kg



All wheels are easily removable.

The **Dupla** is a versatile, adaptable chassis that can be used as a double or a single pushchair. The use of two reversible seats that can be fully reclined to a lie-flat sleeping position, is ideal for twins. The incorporation of an optional carrycot allows maximum comfort for a newborn, while an older child can enjoy the comfortable seat. When the second seat is not needed, the Dupla can be converted into a single pushchair, simply by removing the tandem adaptor bar, making the chassis more compact.

The **Dupla** package includes:

- chassis
- tandem adaptor bar
- two reversible seats with hood and apron
- high up elevator
- raincover

Also available for the **Dupla**:

- large ultra-light carrycot with hood
- Easymaxi infant car seats

Pebble (SP051) with chrome - topogrey chassis.



Dupla shown in tandem mode using the included High Up elevator and two reversible pushchair seats facing each other, with the included aprons.



The Dupla can be converted into a single pushchair by removing the tandem adaptor bar.

Dupla shown as a single pushchair using the included High Up elevator.



Dupla shown in tandem mode, with two optional Easymaxi infant car seats facing each other.

Rose Black (SP056) with chrome - black chassis.



Ultra Light



Dupla shown in tandem mode, with two reversible pushchair seats facing forward.



Dupla shown in tandem mode, with one reversible seat and one optional **PLW** carrycot.



Dupla shown in tandem mode using the included High Up elevator and two reversible seats in **Rose Black** (KP056).



Only **105 cm** long when using two reversible seats facing each other and the handle folded down to facilitate entry into a lift or confined space.



Fit the carrycot, pushchair seat or car seat easily, without adaptors.



Large shopping basket.

a

The ergonomic leatherette coated handle is height-adjustable and removable*.

b

"Rolling System", for smooth opening and folding.

c

Swivel or straighten the wheels with one touch of a button, no need to touch the wheels.

d

The removable adaptor easily converts the chassis from tandem to a single pushchair.

e

Linked brakes on rear wheels.

f

Front and rear wheels are easy to attach and detach, for more compact folding.

g

Rear wheels with ball bearings and adjustable suspension, for a smooth ride.

h

Front wheels with swivelling mono-arms with suspension and ball bearings for greater comfort and manoeuvrability.





Convertible

With this removable adaptor the Dupla chassis can be converted into a single pushchair. It is very easy to apply or remove using the Easylock attachment system.



Adaptable

Convert the chassis from a tandem to a single pushchair and back to a tandem, to suit your needs.



Secure

The Easylock system attaches the carrycot, pushchair seat or car seat to the chassis with two anchor points for easy, simple fitting. Once fitted, there are four support points, for maximum stability and a comfortable ride.



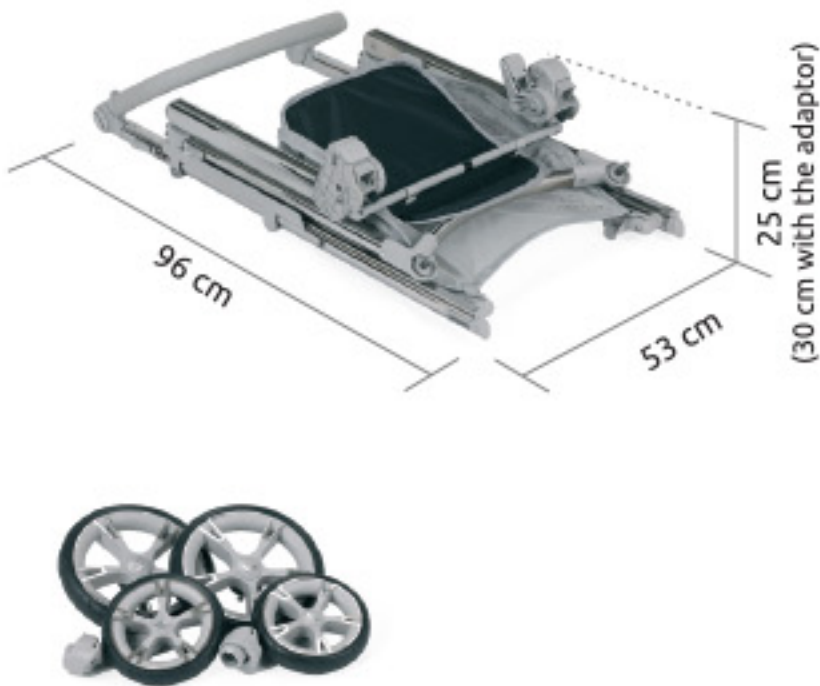

Comfortable

Two position adjustable rear suspension for a smooth ride as your baby grows. The softer position is used when baby is smaller and lighter, then adjusted as baby grows and becomes heavier to maintain a comfortable ride.

Dimensions

(cm)	Opened	Folded
Width	63	63
Height	100	94
Depth	118	39
	(with the adaptor)	

Approx. weight: 8.9 kg (without the removable adaptor)
11.0 kg (with the adaptor)



All wheels are easily removable.

The **Pack Prow** includes:

- chassis
- large ultra-light carrycot with hood
- reversible seat with hood
- Easymaxi **LF** infant car seat
- raincover

The carrycot supplied with the Pack Prow cannot be used in the car.



Optional **Beige** Carré bag.



The carrycot hood features a mesh window for improved ventilation.



At only **50 cm** wide, the Prow is easy to manoeuvre in compact spaces.

Beige (KA105)
Chrome - black chassis.



Reversible pushchair seat with the hood included.
Basket included.



Easymaxi **LF** infant car seat included in the Pack Prow.



Carrycot with integrated carry handle on the hood.

Ultra Light



Pack Prow shown in **Beige** (KA105) with chrome - black chassis.



Grey (KA102)
Matt black chassis.



Pink (KA107)
Chrome - black chassis.



Black (KA101)
Anodized - black chassis.



White (KA104)
Matt black chassis.

Pack Prow shown in **Black** (KA101)
with anodized - black chassis.






Ultra Light

Blue (KA106)
Matt black chassis.



UPF 50+
Ultraviolet Protection Factor



The pushchair seat is suitable from birth with a **lie-flat sleeping position** and fully reversible to let baby face in either direction. The hood is extendable, forward reclinable and made in **UPF50+** fabric to offer excellent sun protection. Shown in **Blue**.



Reversible pushchair seat
with hood included.
Shown in **Blue**.



Blue fleece footmuff.



Parasol for **Blue**.

Accessories are available to match all fabrics. Please see pages 88-91 for more details.



Pack Prow shown in **Blue** (KA106) with matt black chassis.



a

The ergonomic handle is height-adjustable and removable*.

b

Telescopic folding system for smooth opening and folding.

c

Swivel or straighten the wheels with one touch of a button, no need to touch the wheels.

d

Linked brakes on rear wheels.

e

Rear wheels with ball bearings and suspension, for a smooth ride.

f

Front and rear wheels are easy to attach and detach, for more compact folding.

g

Front swivelling wheels with ball bearings for greater manoeuvrability.

h

Fit the carrycot, pushchair seat or car seat easily, without adaptors.

i

Large shopping basket.

The chassis can be folded down to the ground or upright.

Compact

This chassis can be folded with the pushchair seat still attached, placing the seat unit upside-down on the folded chassis will make it truly compact which is perfect for storage or transporting in the car.



Adaptable

The rubber handle is height adjustable and also removable, making the chassis more suitable for compact storage.



Secure

The Easylock system attaches the carrycot, pushchair seat or car seat to the chassis with two anchor points for easy, simple fitting. Once fitted, there are four support points, for maximum stability and a comfortable ride.



Narrow

At only 50 cm wide, the Prow is easy to manoeuvre in compact spaces.



Dimensions

(cm)	Opened	Folded
Width	50	50
Height	103	83
Depth	90	33

Approx. weight with basket: 7.9 kg



All wheels are easily removable.

The **V-Pack / LF** includes:

- chassis
- large carrycot with hood
- reversible seat with hood
- Easymaxi **LF** infant car seat
- raincover

The carrycot is approved to R44/04 to be used in the car with the safety kit included.



Optional **Rose Black** Carré bag
(available in all fabrics).



Detail of the telescopic folding
system with the Fumé Rose finish.



The hood and carrycot base feature
mesh windows for improved ventilation.

Rose Black (KP056)
Fumé rose - black chassis.



Reversible pushchair seat with extendable hood included.



Easymaxi **LF** infant car seat, included in the V-Pack.
Easily fits onto the chassis and into the vehicle.



Carrycot with integrated carry handle on the hood.

V-Pack shown in **Rose Black** (KP056).



watch video





Smokey Blue (KP127)
Chrome - topogrey chassis.



Pebble (KP051)
Chrome - topogrey chassis.

Silver Dollar (KP966)
Chrome - topogrey chassis.



Latté (KP053)
Fumé - grey chassis.



V-Pack shown in **Pink Opal** (KP057) with fumé rose - black chassis.



a

The ergonomic handle is height-adjustable and removable*.

b

Telescopic folding system for smooth opening and folding.

c

Swivel or straighten the wheels with one touch of a button, no need to touch the wheels.

d

Linked brakes on rear wheels.

e

Rear wheels with ball bearings and adjustable suspension, for a smooth ride.

f

Front and rear wheels are easy to attach and detach, for more compact folding.

g

Front wheels with swivelling mono-arms with suspension and ball bearings for greater comfort and manoeuvrability.



h

Large shopping basket.

i

Fit the carrycot, pushchair seat or car seat easily, without adaptors.



Compact

This chassis can be folded with the pushchair seat still attached, placing the seat unit upside-down on the folded chassis will make it truly compact which is perfect for storage or transporting in the car.



Adaptable

The rubber handle is height adjustable and also removable, making the chassis more suitable for compact storage.



Secure

The Easylock system attaches the carrycot, pushchair seat or car seat to the chassis with two anchor points for easy, simple fitting. Once fitted, there are four support points, for maximum stability and a comfortable ride.



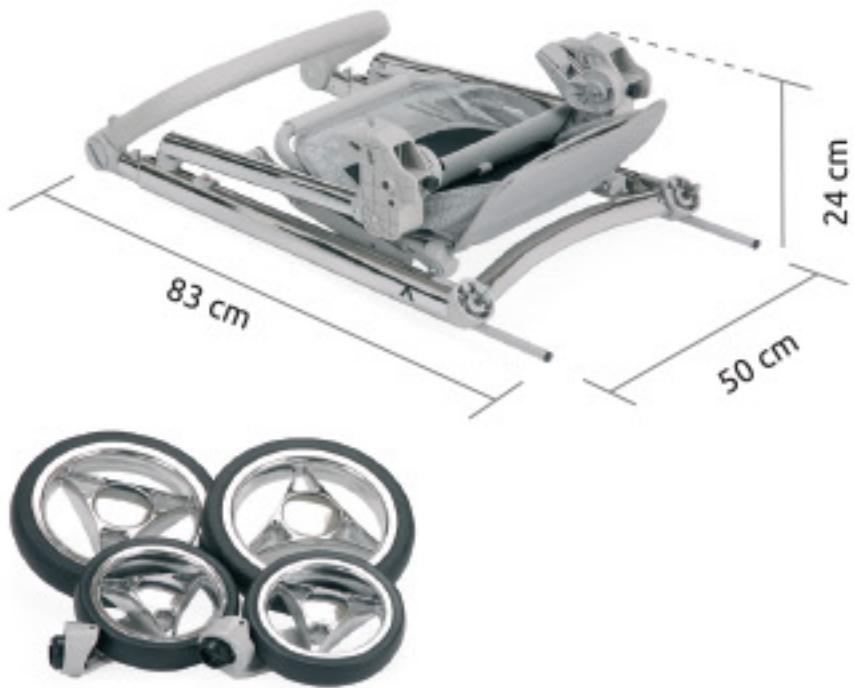
Comfortable

Two position adjustable rear suspension for a smooth ride as your baby grows. The softer position is used when baby is smaller and lighter, then adjusted as baby grows and becomes heavier to maintain a comfortable ride.

Dimensions

(cm)	Opened	Folded
Width	60	60
Height	97	83
Depth	98	30

Approx. weight with basket: 8.3 kg



All wheels are easily removable.

The **Pack V-Cross / LF** includes:

- chassis
- large carrycot with hood
- reversible seat with hood
- Easymaxi **LF** infant car seat
- raincover

The carrycot is approved to R44/04 to be used in the car with the safety kit included.



Ultra-compact folding seat.



The chassis can be folded with the pushchair seat still attached.



The **Z-Bob** carrycot hood is extendable and made in **UPF50+** fabric to offer excellent sun protection.

Sand Grey (KR161)
Matt black chassis.



Easymaxi **LF** infant car seat, included in the Pack V-Cross.
Easy fitting onto the chassis and into the car.



Reversible pushchair seat with extendable hood included.
Basket included.



Carrycot with integrated carry handle on the hood and side pocket to store small objects.

Pack V-Cross shown in **Sand Grey** (KR161).





Cloud Grey (KR163)
Matt black chassis.



The pushchair seat is suitable from birth with a **lie-flat sleeping position** and fully reversible to let baby face in either direction. The hood is extendable, forward reclinable and made in **UPF50+** fabric to offer excellent sun protection.



Pearl Grey (KR160)
Matt black chassis.



Ash Grey (KR164)
Anodized - black chassis. Available with matt black chassis.

Pack V-Cross shown in **Sky Blue** (KR162) with chrome - black chassis.





a

The ergonomic handle is height-adjustable and removable*.

b

Telescopic folding system for smooth opening and folding.

c

Swivel or straighten the wheels with one touch of a button, no need to touch the wheels.

d

Linked brakes on rear wheels.

e

Rear wheels with ball bearings and adjustable suspension, for a smooth ride.

f

Front and rear wheels are easy to attach and detach, for more compact folding.

g

Front wheels with swivelling mono-arms with suspension and ball bearings for greater comfort and manoeuvrability.



h

Large shopping basket.

i

Fit the carrycot, pushchair seat or car seat easily, without adaptors.



Compact

This chassis can be folded with the pushchair seat still attached, placing the seat unit upside-down on the folded chassis will make it truly compact which is perfect for storage or transporting in the car.



Adaptable

The rubber handle is height adjustable and also removable, making the chassis more suitable for compact storage.



Secure

The Easylock system attaches the carrycot, pushchair seat or car seat to the chassis with two anchor points for easy, simple fitting. Once fitted, there are four support points, for maximum stability and a comfortable ride.



Comfortable

Two position adjustable rear suspension for a smooth ride as your baby grows. The softer position is used when baby is smaller and lighter, then adjusted as baby grows and becomes heavier to maintain a comfortable ride.

Dimensions

(cm)	Opened	Folded
Width	60	60
Height	97	83
Depth	98	30

Approx. weight with basket: 8.1 kg



All wheels are easily removable.

The **Pack ip-Op classic XL / LF** includes:

- chassis
- large carrycot with hood
- reversible seat
- Easymaxi **LF** infant car seat
- raincover

The carrycot is approved to R44/04 to be used in the car with the safety kit included.



Classically styled spoked metal wheels.



Carrycot has useful peaked sunshade that can be folded back when not needed.



The carrycot is made in **UPF50+** leatherette to offer excellent sun protection.

Dove Grey (KP007)
Chrome - topogrey chassis.



Carrycot with integrated carrying handle on the hood.



Easymaxi **LF** infant car seat. Included in the Pack ip-Op classic XL. Easily fits onto the chassis and into the vehicle.



Reversible pushchair seat with the hood from the carrycot. Large shopping basket included.





Yoshino Cherry (KP008)
Chrome - topogrey chassis.



White Delight (KP523)
Chrome - topogrey chassis.



Silver Grey (KP521)
Chrome - topogrey chassis.



Baby Blue (KP128)
Chrome - topogrey chassis.

Pack Ip-Op classic XL pram shown in **Pewter** (KP005)
Chrome - silver chassis.





a
The ergonomic handle is height-adjustable and removable*.

b
"Rolling System" for smooth opening and folding.

c
Swivel or straighten the wheels with one touch of a button, no need to touch the wheels.

d
Linked brakes on rear wheels.

e
Rear wheels with ball bearings and suspension, for a smooth ride.


f
Front and rear wheels are easy to attach and detach, for more compact folding.

g
Front swivelling wheels with mono-arms and ball bearings for greater manoeuvrability.

h
Fit the carrycot, pushchair seat or car seat easily, without adaptors.

i
Large shopping basket.

Elegant spoked wheels.



Compact

This chassis can be folded with the pushchair seat still attached, placing the seat unit upside-down on the folded chassis will make it truly compact which is perfect for storage or transporting in the car.



Adaptable

The rubber handle is height adjustable and also removable, making the chassis more suitable for compact storage.



Secure

The Easylock system attaches the carrycot, pushchair seat or car seat to the chassis with two anchor points for easy, simple fitting. Once fitted, there are four support points, for maximum stability and a comfortable ride.




Comfortable

Rear suspension for a smooth ride as your baby grows.
Easy to use linked brakes on rear wheels.

Dimensions		
(cm)	Opened	Folded
Width	62	62
Height	100	84
Depth	99	35

Approx. weight with basket: 9.3 kg



All wheels are easily removable.

The **Pack Stylo XL / LF** includes:

- chassis
- large carrycot with hood
- reversible seat
- Easymaxi **LF** infant car seat
- raincover

The carrycot is approved to R44/04 to be used in the car with the safety kit included.



The chassis features a smooth sprung suspension system.



The front wheels can be set to steer.



Leatherette detail.

Silver Grey (KP521)
Chrome - topogrey chassis



Carrycot with integrated carrying handle on the hood.



Easymaxi **LF** infant car seat. Included in the Pack Stylo XL. Easily fits onto the chassis and into the vehicle.



Reversible pushchair seat shown with the hood from the carrycot.



Pack Stylo XL pram shown in **White Delight** (KP523). Chrome - topogrey chassis.



a

Ergonomic handle, with multi-position adjustable heights. Incorporates one handed folding mechanism.

b

Folding system with double security lock.

c

Four point sprung suspension system for a very smooth ride.

d

Linked brakes on rear wheels.

e

The four detachable wheels contain ball bearings for a smoother ride.

f

Steerable front wheels, with ball bearings for a smooth ride and greater manoeuvrability.

g

Fit the carrycot, pushchair seat or car seat easily, without adaptors.

h

Large shopping basket.



Smooth

The chassis features a sprung suspension system, for a light comfortable ride wherever you are walking.



Comfortable

The rubber handle is height adjustable and also removable, making the chassis more suitable for compact storage.



Secure

The Easylock system attaches the carrycot, pushchair seat or car seat to the chassis with two anchor points for easy, simple fitting. Once fitted, there are four support points, for maximum stability and a comfortable ride.



Manoeuvrable

The chassis has front steering wheels that make it much easier to manoeuvre when pushing the pram. These wheels can also be locked using a foot pedal at the rear of the pram.

Dimensions

(cm)	Opened	Folded
Width	57	57
Height	101	41
Depth	102	82

approx. weight: 11.1 kg



All wheels are easily removable.



The PLW Sport carrycot cannot be used in the car.

Approx. weight: 5.4 kg

PLW Sport
carrycot supplied with chassis

Parkour Cross



Ultra Light



All Bébécarr carrycots are made in **UPF50+** fabrics to offer excellent sun protection.



The PLW carrycot cannot be used in the car.

Approx. weight: 5.3 kg


PLW
carrycot supplied with chassis

Parkour Cross

Dupla



Ultra Light



Approved to R44/04 to be used in the car with the optional safety kit.

Approx. weight: 6.3 kg

T-Bob LA3
carrycot supplied with chassis

Via+





Approved to R44/04 to be used in the car with the optional safety kit.

Approx. weight: 7.1 kg

Maxibob LA3
carrycot supplied with chassis
Stylo Class+




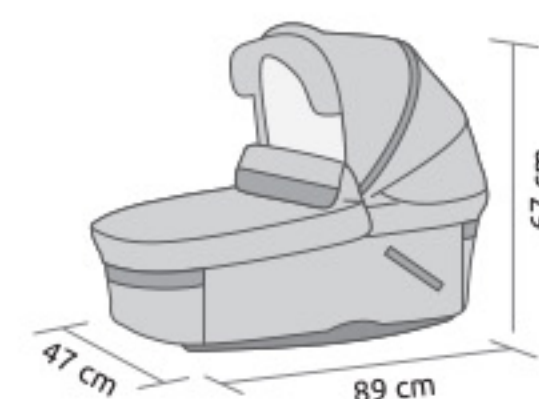
All Bébécarr carrycots are made in **UPF50+** fabrics to offer excellent sun protection.



Approved to R44/04 to be used in the car with the optional safety kit.

Approx. weight: 6.8 kg

Z-Bob LA3
carrycot supplied with chassis
V-Cross / LF



Approved to R44/04 to be used in the car with the optional safety kit.

Approx. weight: 6.6 kg

W-Bob LA3
carrycot supplied with chassis
V-Pack / LF





Approved to R44/04 to be used in the car with the optional safety kit.

Approx. weight: 6.6 kg

Bob XL LA3

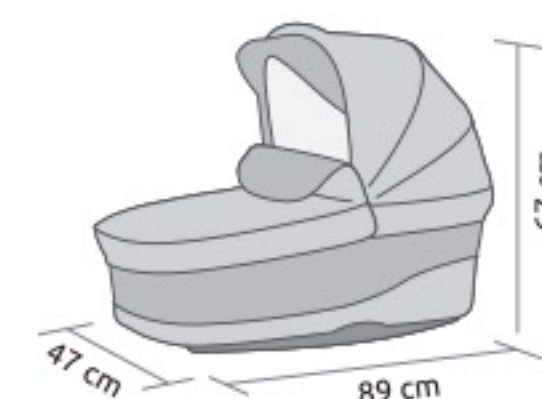
supplied with the chassis

■ **Ip-Op** classic XL / LF

■ **Stylo** XL / LF



All Bébécarr carrycots are made in **UPF50+** fabrics to offer excellent sun protection.



The LBW carrycot cannot be used in the car.

Approx. weight: 5.1 kg

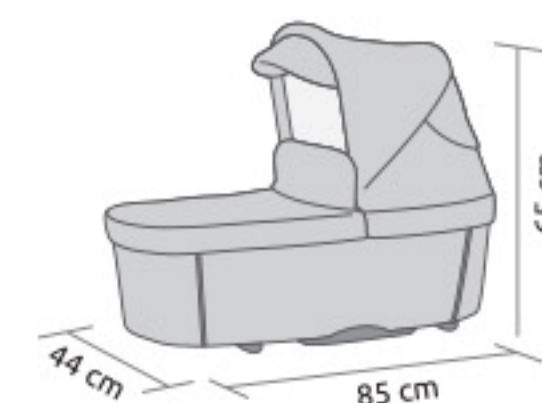
LBW

supplied with the chassis

■ **Prow** / LF



Ultra Light



Side pocket on the carrycot base



(PLW Sport and Z-Bob LA3)



Extendable hood



(PLW Sport and Z-Bob LA3)



Handles in side pockets



(Maxibob LA3)



Integrated handle on the hood



(all carrycots except Maxibob LA3)



Fold-down sun visor



Additional mesh visor only on W-Bob LA3.

(all carrycots except Maxibob LA3)



Extendable wind protection flap



(all carrycots except T-Bob LA3, Maxibob LA3 and LBW)



Mesh ventilation window in base



(PLW Sport, PLW, Z-Bob LA3 and W-Bob LA3)



Compact fold for storage



(all carrycots)



Gentle rocking base



(all carrycots except LBW)



Mesh ventilation window in hood



(all carrycots except Maxibob LA3, and Bob XL LA3)



Foldable hood



(all carrycots)



Compatible with the car safety kit



(all carrycots except PLW Sport, PLW and LBW)



Four position adjustable backrest




(all carrycots)



Removable and washable cotton liner



(all carrycots except LBW)



Adjustable ventilated base



(all carrycots except LBW)

Pushchair seats technical features

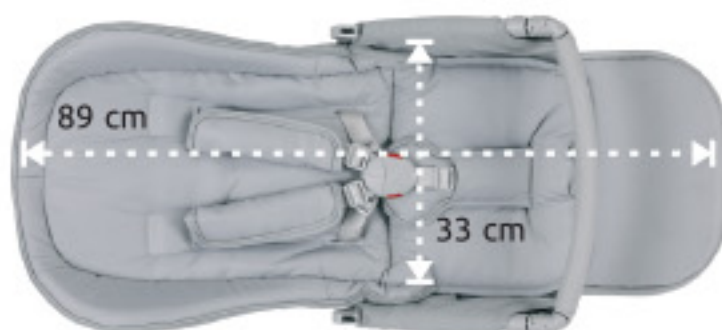
All models are suitable **from birth to 22kg**.
(Approval **EN 1888-2:2018**)

BÉBÉCAR
made in europe

reversible IP seat

supplied with chassis

Via+



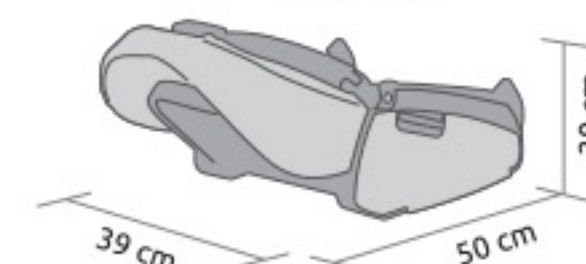
The **IP** pushchair seat is supplied with an extendable hood with mesh window. It can be fully reclined to a **lie-flat sleeping position**. It features a leatherette coated bumper bar.

Approx. weight: 3.8 kg



All BébécAR pushchair hoods are made in **UPF50+** fabrics to offer excellent sun protection.

folding



reversible Book Seat

supplied with chassis

Stylo Class+, Dupla and V-Pack

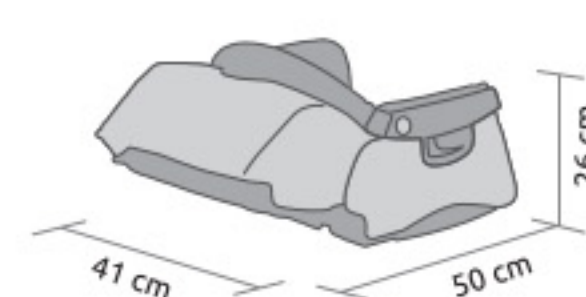


The **Book Seat** is supplied with an extendable hood. It features an adjustable headrest that can be fully reclined to a **lie-flat sleeping position**.

Approx. weight: 3.8 kg



folding



reversible LF+ seat

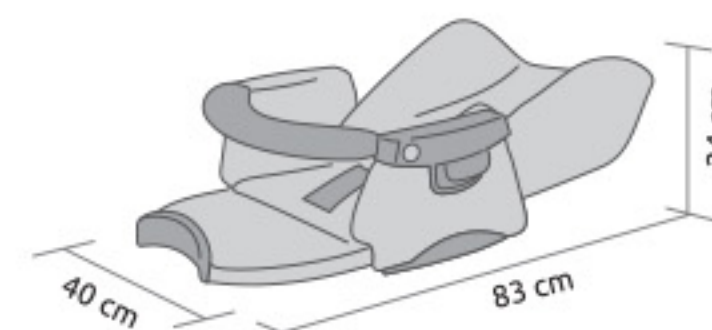
supplied with chassis

Ip-Op classic XL and Stylo XL



The **LF+** pushchair seat uses the carrycot hood. It features an adjustable headrest that can be fully reclined to a **lie-flat sleeping position**.

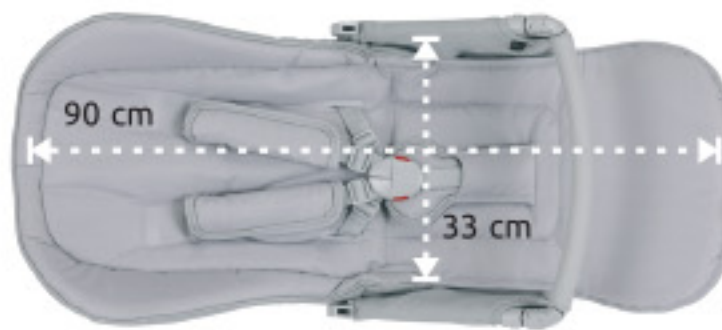
Approx. weight: 4.2 kg



reversible IPB seat

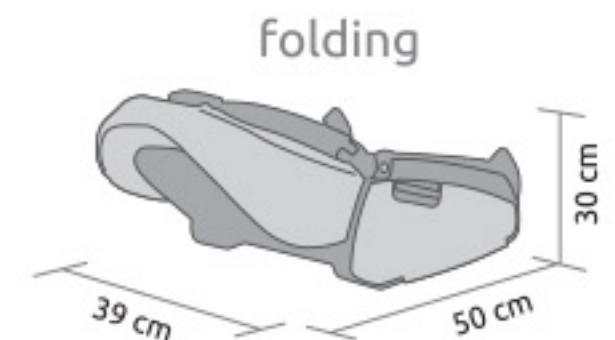
supplied with chassis

Parkour Cross, V-Cross and Prow



The **IPB** pushchair seat is supplied with an extendable hood. It can be fully reclined to a **lie-flat sleeping position**. It features a leatherette coated bumper bar (only on Parkour Cross).

Approx. weight: 3.7 kg



Reversible

All pushchair seats are fully reversible to let baby face in either direction. In the early months this allows that all-important eye contact with parents. As baby grows, the seat can be attached facing forwards, letting toddlers explore the world around them.

(all models)



Compact

The chassis can be folded with the pushchair seat still attached - so convenient. Placing the seat unit upside-down on the folded chassis will make it truly compact which is perfect for storage or transporting in the car.

(all models)



Adjustable

The pushchair seats are suitable from birth with a **lie-flat sleeping position**. The seat hoods fully extend to enclose the reclined seat. The backrest and footrest are adjustable independently, to suit your child as they grow.

(all models)



Safe

Five-point attachment harness for maximum safety.

The soft padded chest and buckle pads ensure your baby is snug and secure when the harness is tightened.

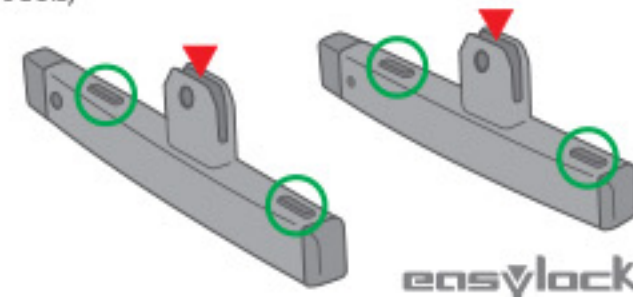
(all models)



Secure

The pushchair seats attach to the chassis with the Easylock system - two anchor points for easy, simple fitting. Once fitted, there are four support points, for maximum stability and a comfortable ride.

(all models)



● 4 Support points: Maximum stability.

▼ 2 Anchor points: Maximum simplicity.



Practical

The pushchair seats are easily and quickly removed from the chassis by grasping the seat on either side and squeezing the bars.

The bumper bar can be swung open or completely removed making it easy for you to sit your baby in the seat.

(all models)



CAR SAFETY KIT SN-LA3

The Car Safety Kit was designed to make it possible for your baby to travel safely in the car while laying flat, making it ideal for use from birth, especially on long journeys or for premature babies. You can attach any BébécAR **LA3** carrycot to the rear seat of your car with the Car Safety Kit, this is approved to ECE R44/04.

Designed for use from birth to 9 kg approximately.



Easy, secure attachment.



Side impact protection system (SPP).



Compatible with
BébéWatch smart cushion

(please see page 92 for more information)

Easymaxi XL-i shown with
the optional EasymaxiBase
Isofix RX-i (i-Size)*.

easymaxi XL-i* from 40 to 80 cm (≤13 kg)

*Patented



The Easymaxi XL-i is an **i-Size compliant seat**, designed with additional side protection that offers supreme comfort and safety to your baby, with excellent performance in case of impact. It features a **clever system that allows the seat backrest to be reclined to a lie-flat position**. The Easymaxi XL-i can be fitted directly into the car using the seat belts, or with an additional optional **EasymaxiBase Isofix RX-i**. The luxurious seat padding provides extra comfort and the car seat fabric can be removed for washing. It can be fitted onto all Bébécar chassis without adaptors.

Please see pages 76-79 for information on Easymaxi infant car seat versions.



Carry handle for easy transport
and mesh window for ventilation.

Reclinable
100° / 158°



The Easymaxi XL-i has a clever system
that allows the seat backrest to be
reclined to a lie-flat position.



NEVER use any child car seat on a passenger seat fitted with an airbag.

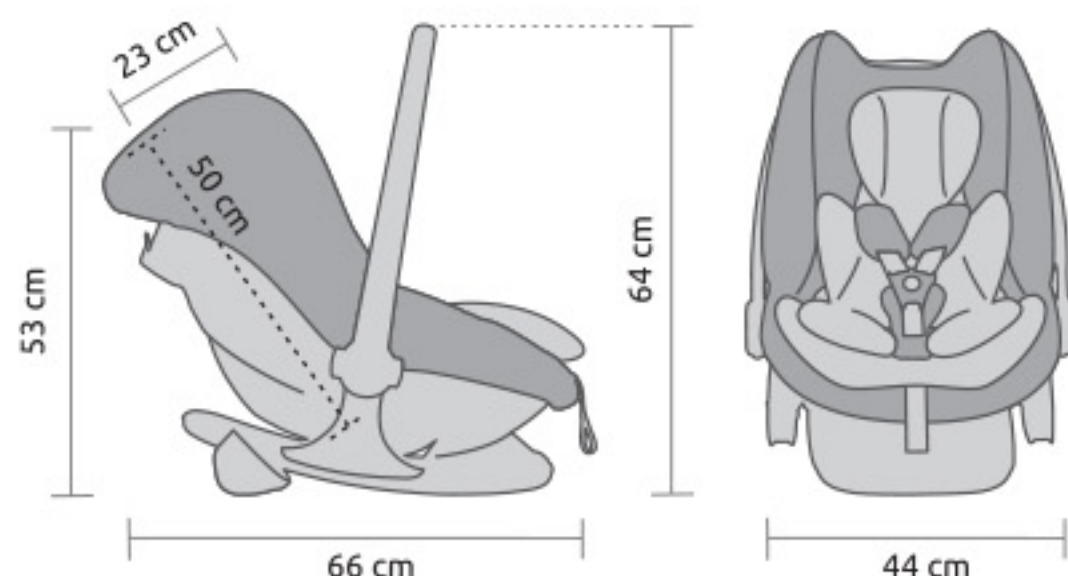
* available from January 2022

in-car safety

75

XL-i* from 40 to 80 cm (≤13 kg)

The Easymaxi **XL-i** is an **i-Size compliant seat**. It is comfortable to carry and the handle can be folded backwards for easy access to your baby. The one-pull three-point safety harness makes it easy to secure your baby in the car seat. It features a deeper seat and additional headroom (when comparing to **LF** model), plus a mesh ventilation window in the hood. The Easymaxi **XL-i** offers supreme comfort and safety for your baby.



Approx. weight: 5.7 kg



All Easymaxi car seats feature:



Adjustable and detachable hood made in **UPF50+** fabric to offer excellent sun protection.



Side impact protection in the head wing and hip areas for improved resistance and maximum safety in case of lateral impact.



Adjustable

The **XL-i** version is equipped with a system for adjusting the height of the safety harness, without needing to disassemble them.



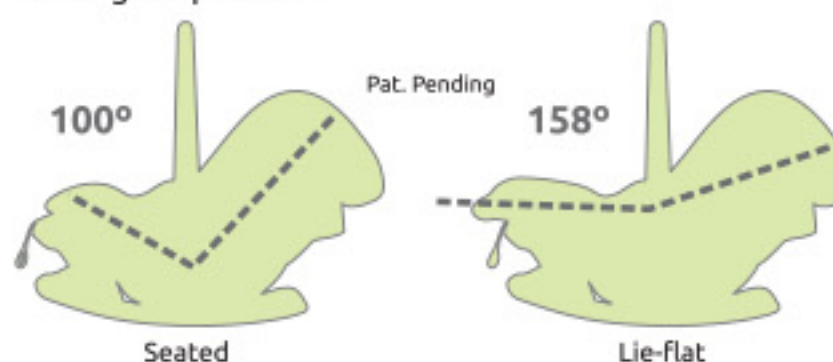
Ventilation

The Easymaxi **XL-i** hood has a mesh window for improved ventilation.

Reclinable

The Easymaxi **XL-i** has a clever system that allows the **seat backrest to be reclined to a lie-flat sleeping position**, as seen in the diagram. To recline, simply pull the fabric cushion of the seat forwards until it locks in position.

To return to the sitting position, pull the fabric cushion of the seat forwards and slightly lift then slide it back to its original position.



Important: in the Easymaxi XL-i car seat the **newborn** should travel in the **lie-flat** position.





Additional protection

A matching car seat apron is also available, to protect your baby in cold weather.



Safe

The one-pull three-point safety harness is tightened by pulling the central strap to secure baby in the car seat.

Compatible with the **BébéWatch** smart cushion (please see page 92 for more information)



Easy

The carry handle makes transporting your baby really easy. The handle can be folded forward or backward, to help you lift baby in and out.



Adaptable

Luxurious seat padding provides extra comfort, and the car seat fabric can be removed for washing. The **XL-i** has an extra removable cushion, to support your newborn.



Rocking

It features a two-position* adjustable base. You can set the seat to gentle rock and soothe the baby or use in fixed position for feeding.

*When used in the car, the base of the Easymaxi must be set to the fixed position.



Flexible

The Easymaxi car seat can be fitted straight into a vehicle with the seat belt, or you can use an optional **Isofix RX-i (i-Size)** base for faster fitting.

Please see pages 82-83 for more information.



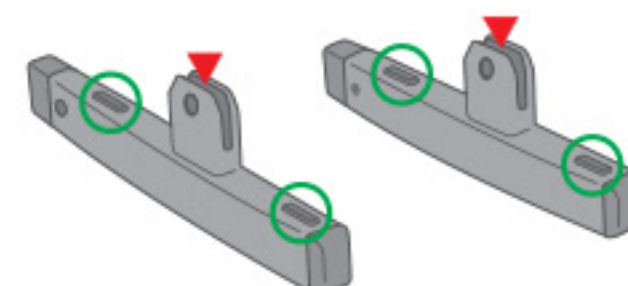
Practical

The Easymaxi car seat fits the Bébécarr pushchair chassis with the Easylock system, with no need for fiddly adaptors.



Secure

The car seat attaches to the chassis with the Easylock system - two anchor points for easy, simple fitting. Once fitted, there are four support points, for maximum stability and a comfortable ride.

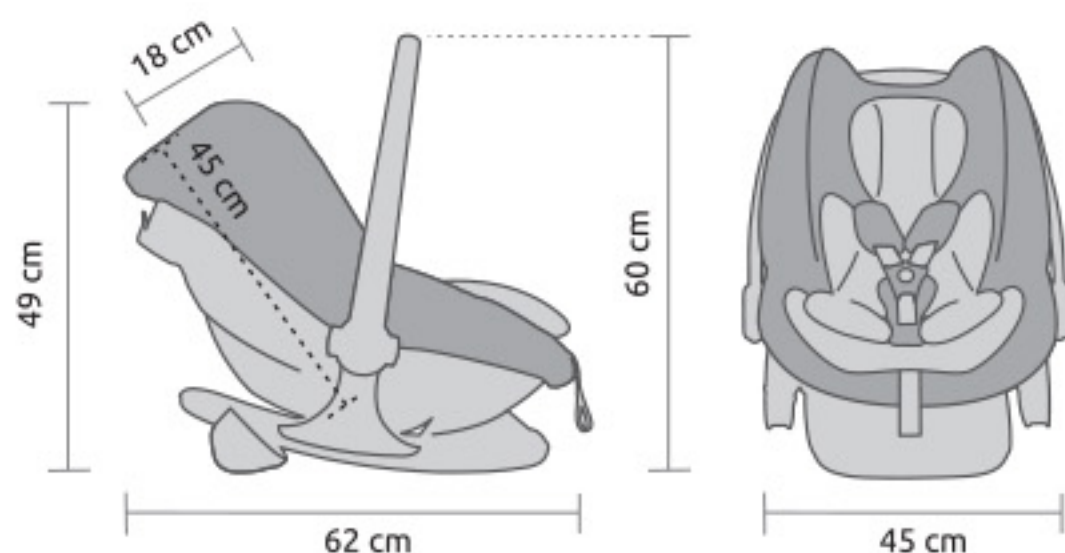


● 4 Support points: Maximum stability.

▼ 2 Anchor points: Maximum simplicity.

LF Group 0+ (0-13 kg) available in all fabrics

The Easymaxi LF car seat is comfortable to carry and the handle can be folded backwards for easy access to your baby. The LF version has a clever system that allows the **seat backrest to be reclined to a lie-flat position**. The one-pull, three-point safety harness adjuster makes it easy to secure your baby in the car seat.

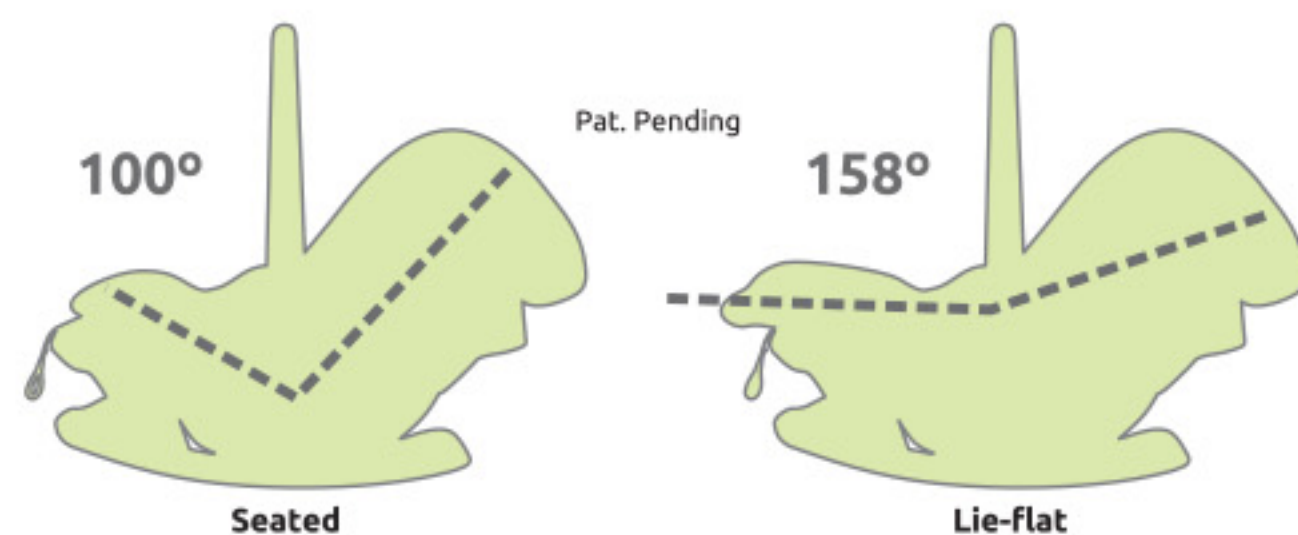


Approx. weight: 5,2 kg

All Easymaxi car seats feature:



Adjustable and detachable hoods made in **UPF50+** fabric to offer excellent sun protection.



Reclinable

The Easymaxi LF has a clever system that allows the **seat backrest to be reclined to a lie-flat position**, as seen in the diagram. To recline, simply pull the fabric cushion of the seat forwards until it locks in position. To return to the sitting position, pull the fabric cushion of the seat forwards and slightly lift then slide it back to its original position.

Important: newborn babies should travel in the **lie-flat** position in the Easymaxi LF car seat.





UNIQUE fitting system!

Important

Easymaxi is the only car seat that can be fitted straight into a vehicle using the standard seat belts without the need for an additional base. The seat belt goes under the lower part of the car seat to secure it in the vehicle, meaning baby can be lifted in and out without having to unbuckle the seat belt. This unique system avoids the discomfort caused by the seat belt passing over the baby's legs, as well as providing parents with easy quick access to the newborn at all times.



All models feature side impact protection in the head wing and hip areas for improved resistance and maximum safety in case of lateral impact.



Space

The car seats have a compartment in the back where you can store small objects.



All models are compatible with **BébéWatch** smart cushion (please see page 92 for more information)



Flexible

The Easymaxi car seats can be fitted straight into a vehicle with the seat belt, or you can choose a base for faster fitting.

Please see pages 82-83 for more information.

Adaptable

All Easymaxi car seats are compatible with the **Easylock Stand**. (please see page 92 for more information)



XL-i* / LF

Offering exceptional protection in the event of an accident, and with superior padding, the Easymaxi XL-i and LF car seats have been carefully designed for safe, comfortable journeys.



Pearl Grey (R/KR160)



Sand Grey (R/KR161)



Sky Blue (R/KR162)



Cloud Grey (R/KR163)



Ash Grey (R/KR164)



Iced Mocha (SP958)



Pebble (SP/KP051)



Latté (SP/KP053)



Rose Black (SP/KP056)



Pink Opal (SP/KP057)



Baby Blue (KP128)



Silver Grey (KP521)



White Delight (KP523)



Black (KA101)



Grey (KA102)



The hood is made with **UPF50+** fabric to offer excellent sun protection.

available fabrics **easymaxi** infant car seats



Lava Grey (SP033)



Vanilla (SP951)



Dusk Grey (SP952)



Duck Egg (SP953)



Soft Pink (SP954)



Smokey Blue (KP127)



Silver Dollar (KP966)



Pewter (KP005)



Dove Grey (KP007)



Yoshino Cherry (KP008)



White (KA104)



Beige (KA105)



Blue (KA106)



Pink (KA107)



Oxford Blue (S364)

ISOFIX RX-i*

*Pat. Pending



Fits with Isofix

It features an anti-rotation rebound bar, and a rear support leg. The rear of the base is adjustable, to ensure the car seat is leveled, and the support leg can be folded for storage. **i-Size** compliant.



Adjustable rear section



Height-adjustable rear section to level the infant car seat position (only on **Isofix RX-i** and **RX** versions).



Detail of the support leg adjusted in the car (only on **Isofix RX-i** and **RX** versions).

Anti-rotation rebound bar for additional safety.



Easylock system for an easy and safe attachment.

Isofix **RX-i** base (i-Size) with the support leg folded.

The **Isofix RX-i** base (i-Size) can only be used with the **Easymaxi XL-i** (i-Size) infant car seat.



The Bébécarr Easymaxi infant car seats can be fitted straight into a vehicle using the standard seat belts. However, to make fitting faster and easier, you can choose an EasymaxiBase, which remains fitted in the vehicle.

EasymaxiBase

ISOFIX RX

*Pat. Pending



Fits with Isofix or seat belt.

It features an anti-rotation rebound bar, and a rear support leg. The rear of the base is adjustable, to ensure the car seat is leveled, and the support leg can be folded for storage.



STANDARD



Fits with seat belt.



The **Isofix RX** and **Standard** bases can only be used with Easymaxi **LF** infant car seat.



Twiddle

i-Size car seat, available in 3 fabrics (black, black/grey and grey)



Dutch
Homologation

BÉBÉCAR
made in europe



The seat can be rotated 360° to help you lift your baby in and out.

Twiddle shown in Black/Grey fabric.



The Twiddle has five recline positions.



With the Twiddle car seat your baby will be able to travel rear facing up to 105 cm tall. If you wish, the car seat can be used forward-facing once your child is 76 cm tall up to 105 cm. Although Bébécar recommends delaying the use of this second position as much as possible.

Twiddle shown in Black fabric.

Adjustable headrest fits children up to 105 cm tall.

Removable, washable fabrics.



Adjustable multi-position Isofix connectors with lights to facilitate fitting into the vehicle.

Fits with Isofix.

The Twiddle car seat is fitted using your vehicle's Isofix anchor points. The support leg is height-adjustable and can be folded for storage.



One-touch rotation button.



Height-adjustable support leg.



Telescopic Isofix anchor points are released by pressing a side button.



Signs for a correct installation with intelligent lightning indicators.



Compatible with BébéWatch smart cushion (please see page 92 for more information)



NEVER use any child car seat on a passenger seat fitted with an airbag.

Rear facing from 40 to 105 cm tall (≤18 kg)

i-Size compliant rotating car seat **Twiddle**



twiddle i-Size
from 40 to 105 cm (≤18 kg)

Rear facing (40-105 cm) /
Optional forward facing (76-105 cm)

The Twiddle is a versatile 360° rotating car seat that allows you to turn it to the side, making it easy to lift your baby in and out. Designed for use from birth to approximately 4 years (40 cm - 105 cm tall or around 18 kg). The Twiddle is used in a rear-facing and then a forward-facing position as your child grows. There are 5 recline positions to keep your little one comfortable, and the **additional side protection** in the headrest offers excellent performance in an impact.

NEVER drive with the car seat in a side-facing position.



360° rotation to face either door.





Platinum Grey (A911)



Biscotti (A018)



Panther (A011)

Fits with Isofix or seat belt.

The **Multibobfix** car seat fits securely in your vehicle using Isofix. If the vehicle is not fitted with the Isofix anchor points, it can be used with the vehicle seat belts, however the seat depth adjustment should not be used.



The Isofix bars are adjustable for easy fitting.



Adjust the seat depth.



Adjusting the seat depth allows the backrest to be reclined, for comfortable journeys.

IMPORTANT: this feature must only be used when the **Isofix system** is used.



multibob[®] fix (SPP)

group 2-3 (15-36 kg) *Patented

The **Multibobfix** car seat grows with your child, for safe comfortable journeys until they are old enough to use an adult seat. The adjustable headrest and backrest make sure they are sitting comfortably, and offer excellent support, while the deep sides give great protection in a side impact. Suitable for children from 15 kg to 36 Kg approximately.

Unique adjustment system.



The backrest moves automatically during headrest adjustment.



Carré* bag

The Carré bag features two external pockets and one large internal mesh pocket.

* Available in all fabrics.

Bébécarr changing bags and backpacks provide all the storage space you need for baby's essentials, and match your pushchair perfectly to add the finishing touch to your look.



Pearl Grey (R/KR160)



Sand Grey (R/KR161)



Sky Blue (R/KR162)



Cloud Grey (R/KR163)



Vanilla (SP951)
also available as Backpack and SPE bag



Dusk Grey (SP952)
also available as Backpack and SPE bag



Duck Egg (SP953)
also available as Backpack and SPE bag



Soft Pink (SP954)
also available as Backpack and SPE bag



Latté (SP/KP053)



Rose Black (SP/KP056)



Pink Opal (SP/KP057)



Smokey Blue (KP127)



Yoshino Cherry (KP008)



Baby Blue (KP128)



Silver Grey (KP521)



White Delight (KP523)



Black (KA101)



Grey (KA102)



White (KA104)



Beige (KA105)



Ash Grey (R/KR164)



Lava Grey (SP033)
also available as Backpack and SPE bag



Iced Mocha (SP958)



Pebble (SP/KP051)



Pewter (KP005)



Dove Grey (KP007)



Silver Dollar (KP966)



Oxford Blue (S364)



Blue (KA106)



Pink (KA107)

SPE* bag

The SPE bag features four external pockets and two large internal mesh pockets.

* Only available in these Specials fabrics.



Lava Grey (SP033)



Vanilla (SP951)



Dusk Grey (SP952)



Duck Egg (SP953)



Soft Pink (SP954)

Backpack*

The Backpack features three external pockets and one large internal padded pocket.



Dusk Grey (SP952)
(example of the Backpack design)

Accessories



Parasols

Bébécars parasols have a secure clamp and flexible arm, and are made in UPF50+ fabric to offer excellent sun protection.



Rose Black (SP/KP056)
Black (KA101)
Grey (KA102)



Duck Egg (SP953)
Baby Blue (KP128)
Blue (KA106)



Dusk Grey (SP952)
Silver Grey (KP521)
Silver Dollar (KP966)



Latté (SP/KP053)
Iced Mocha (SP958)
Beige (KA105)



Soft Pink (SP954)
Pink Opal (SP/KP057)
Yoshino Cherry (KP008)
Pink (KA107)



Pewter (KP005)



Ash Grey (R/KR164)



Cloud Grey (R/KR163)



Sand Grey (R/KR161)



Pearl Grey (R/KR160)



Sky Blue (R/KR162)



Oxford Blue (S364)



Lava Grey (SP033)
Dove Grey (KP007)
Pebble (SP/KP051)
Smokey Blue (KP127)
White (KA104)



Vanilla (SP951)
White Delight (KP523)

Footmuffs

Bébécars footmuffs are made with a soft fleece lining and padded apron, to keep your baby cosy in cold weather. The apron can be zipped off to leave a soft seat liner. Washable at 40°.



Pearl Grey (R/KR160)



Vanilla (SP951)



Latté (SP/KP053)



Yoshino Cherry (KP008)



Black (KA101)



Sand Grey (R/KR161)



Sky Blue (R/KR162)



Cloud Grey (R/KR163)



Ash Grey (R/KR164)



Lava Grey (SP033)



Dusk Grey (SP952)



Duck Egg (SP953)



Soft Pink (SP954)



Iced Mocha (SP958)



Pebble (SP/KP051)



Rose Black (SP/KP056)



Pink Opal (SP/KP057)



Smokey Blue (KP127)



Pewter (KP005)



Dove Grey (KP007)



Baby Blue (KP128)



Silver Grey (KP521)



White Delight (KP523)



Silver Dollar (KP966)



Oxford Blue (S364)



Grey (KA102)



White (KA104)



Beige (KA105)



Blue (KA106)



Pink (KA107)

Smart cushion

The **BébéWatch** smart cushion is an easy to use safety device, designed to monitor the presence of your baby in any car seat. In the event your child is left unattended in the vehicle, an audio and visual ALARM notification will be sent to your smartphone, via the **BébéWatch app**, which can monitor up to four smart cushions at a time.



Download the **BébéWatch app** from the Store, register and activate the Bluetooth to connect the smartphone to the smart cushion.



Place the BébéWatch smart cushion on the car seat, pass the strap belt through it and sit the baby comfortably.



Verify that the device is properly connected to the smartphone and functional. When walking away from the vehicle, you will be immediately notified.



Start your safe journey with your child.

The **"Alert Others"** feature also allows you to setup additional family members or friends to receive alerts and GPS coordinates via notification from the BébéWatch app. If you do not respond to the ALARM within a very short period of time, then these "others" will be alerted with GPS coordinates, so they may take appropriate action.

weather protection



Optional raincover for group 0+ infant car seat.

Easylock stand



Foldable Easylock stand

The convenient stand holds your Bébécar carrycot or Easymaxi car seat. Fits all Bébécar carrycots and Easymaxi group 0+ infant car seats, with the Easylock system. Available in chrome-black or matt black finish.

easylock
system

carrycot mattress



Optional carrycot mattress with perforated anti-suffocation core that ensures perfect ventilation and breathability. Suitable for V-Pack, V-Cross, Pack Ip-Op classic XL and Pack Stylo XL carrycots.

High Up elevator

easylock
system



The **"High Up"** elevator raises your baby's seat position, bringing them closer to you. They will find it reassuring to be near you, and it can make it more comfortable to lift them out of the pushchair, particularly if you are recovering from a c-section. The elevator will fit the Parkour Cross, Via+, Dupla and Packs chassis ranges, and is compatible with the carrycots, seat units and Easymaxi infant car seats.



Raises the height by 8 cm.



extra hood

UPF 50+



Optional slimline hood to fit the pushchair seat of the Packs Ip-Op classic XL or Stylo XL. (please see pages 72-73 for the pushchair seats features)

cup/bottle holder



Optional cup/bottle holder for all chassis ranges, except Stylo Class+ and Packs.

extra foot cover



Optional foot cover to use with the seat units. Available in all fabric colours.

Colour options

	PARKOUR CROSS	VIA+	STYLO CLASS+	Tandem / Pushchair DUPLA	Pushchair SPOT COMPACT
Pearl Grey (R/KR160)	matt black				
Sand Grey (R/KR161)	matt black				
Sky Blue (R/KR162)	chrome - black				
Cloud Grey (R/KR163)	chrome - black matt black				
Ash Grey (R/KR164)	anodized - black matt black				
Pewter (KP005)					
Dove Grey (KP007)					
Yoshino Cherry (KP008)					
Silver Grey (KP521)					
White Delight (KP523)					
Baby Blue (KP128)					
Pebble (KP051)	chrome - topogrey			chrome - topogrey	
Latté (KP053)	fumé - grey				
Rose Black (KP056)	fumé rose - black			chrome - black	
Pink Opal (KP057)	fumé rose - black				
Silver Dollar (KP966)					
Smokey Blue (KP127)					
Lava Grey (SP033)		chrome - grey	chrome - grey		
Vanilla (SP951)		chrome - topogrey	chrome - topogrey		
Dusk Grey (SP952)		chrome - topogrey	chrome - topogrey		
Duck Egg (SP953)		chrome - topogrey	chrome - topogrey		
Soft Pink (SP954)		chrome - topogrey	chrome - topogrey		
Iced Mocha (SP958)			chrome - topo		
Oxford Blue (S364)			chrome - navy		
Black (KA101/A011)					fumé rose - black
Grey (KA102/A111)					chrome - topogrey
White (KA104)					
Beige (KA105/A114)					fumé - black
Blue (KA106/A113)					chrome - black
Pink (KA107/A919)					chrome - topogrey

V-PACK / LF	Pack V-CROSS / LF	Pack IP-OP classic XL / LF	Pack PROW / LF	Pack STYLO XL / LF	
	matt black				Pearl Grey (R/KR160)
	matt black				Sand Grey (R/KR161)
	chrome - black				Sky Blue (R/KR162)
	matt black				Cloud Grey (R/KR163)
	anodized - black matt black				Ash Grey (R/KR164)
		chrome - silver			Pewter (KP005)
		chrome - topogrey			Dove Grey (KP007)
		chrome - topogrey			Yoshino Cherry (KP008)
		chrome - topogrey		chrome - topogrey	Silver Grey (KP521)
		chrome - topogrey		chrome - topogrey	White Delight (KP523)
		chrome - topogrey			Baby Blue (KP128)
chrome - topogrey					Pebble (KP051)
fumé - grey					Latté (KP053)
fumé rose - black					Rose Black (KP056)
fumé rose - black					Pink Opal (KP057)
chrome - topogrey					Silver Dollar (KP966)
chrome - topogrey					Smokey Blue (KP127)
					Lava Grey (SP033)
					Vanilla (SP951)
					Dusk Grey (SP952)
					Duck Egg (SP953)
					Soft Pink (SP954)
					Iced Mocha (SP958)
					Oxford Blue (S364)
			anodized - black		Black (KA101/A011)
			matt black		Grey (KA102/A111)
			matt black		White (KA104)
			chrome - black		Beige (KA105/A114)
			matt black		Blue (KA106/A113)
			chrome - black		Pink (KA107/A919)



BEBECAR (UK) LIMITED

Robertson House, North Walsham
Norfolk, NR28 0BX (UK)

Sales

☎ 01692 408801

✉ sales@bebecar.co.uk

Customer Service

☎ 01692 408807

✉ service@bebecar.co.uk

(part of the East Coast Group)

www.bebecar.co.uk



website



PDF download



BebecarUK

Transporting babies around the world.



made in europe

The colours of the products featured in this catalogue may have slight variations with respect to the final product due to the printing process.
BEBECAR reserves the right to modify its products or specifications.

ZAPDVX000F35 - 06/2021 - DDY0725/00

